

# Uždara atsiurbimo sistema Closed Suction Catheter

**P.d. 15.8 P.d. 15.6**  
The suction control valve has locking function, making sputum suction management safer.  
Sukurimo uždaro vožtuvas turi fiksuojamą funkciją, todėl atsiurbimo procesas yra saugesnis.

**P.d. 15.9**  
Black ring printing or child color printing can be provided for easier identification of insertion depth. P.d. 15.4  
Gylio įvedimo matavimas (kas 1 cm)

**P.d. 15.3**  
Atsiurbimo kateteris apvilktas su polietileno rankove TPU strong catheter sleeve soft and no noise disruption.

**P.d. 15.7**  
Rotary knob design, light and compact, the sealing is very good, making the flushing process safer.  
Sukamosios rankenos dizainas, lengvas ir kompaktiškas, sandarumas yra labai geras, todėl atsiurbimo procesas yra saugesnis.  
Peraltomasis konektorius

**P.d. 15.10**  
Patient label with day of the week stickers.  
Identifikaciniai lipdukai kalijojami ant korpuso

**P.d. 15.9**  
Color-coded connectors for easy identification.  
Spalvinis konektorių kodavimas lengvai identifikacijai

## Machine End Controllers

## Patient End Connectors

- Enclosed system design, to prevent respiratory tract diseases and cross-infection effectively.
- Unique design, to reduce injury to respiratory mucosa.
- Ring-printed scale design, convenient to observe.
- Both machine end controllers and patient end connectors have several joints, can be freely combined.
- The length of tubes can be customized.

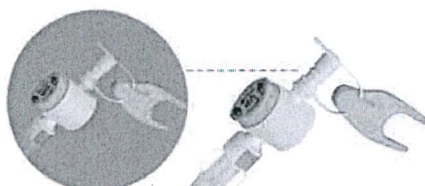


Auto Lock		Pressing Controller Type		Pushing Wheel Controller	
SIZE	CAT.NO	SIZE	CAT.NO	SIZE	CAT.NO
5F	SCC05PA	5F	SCC05PP	5F	SCC05PW
6F	SCC06PA	6F	SCC06PP	6F	SCC06PW
7F	SCC07PA	7F	SCC07PP	7F	SCC07PW
8F	SCC08PA	8F	SCC08PP	8F	SCC08PW
10F	SCC10PA	10F	SCC10PP	10F	SCC10PW
12F	SCC12PA	12F	SCC12PP	12F	SCC12PW
14F	SCC14PA	14F	SCC14PP	14F	SCC14PW
16F	SCC16PA	16F	SCC16PP	16F	SCC16PW
12F	SCC12TA	12F	SCC12TP	12F	SCC12TW
14F	SCC14TA	14F	SCC14TP	14F	SCC14TW
16F	SCC16TA	16F	SCC16TP	16F	SCC16TW

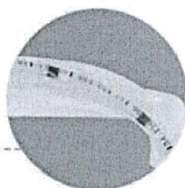
Tuoren™ Closed Suction Catheter  
Uždara atsiurbimo sistema

## Closed Suction Catheter

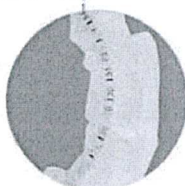
The suction control valve has locking function, making sputum suction management safer.



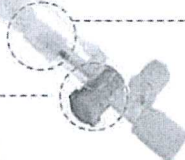
Black ring printing or child color printing can be provided for easier identification of insertion depth.



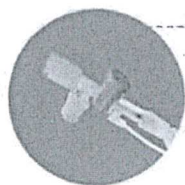
TPU strong catheter sleeve: soft and no noise disruption.




Color-coded connectors for easy identification.



Rotary switch design, light and compact, the sealing is very good, making the flushing process safer.



Paient label with day of the week stickers.



**Function:**

✓ Closed suction Catheter that Tuoren develops greatly reduces the potential for contamination from the bacteria which cause VAP. Maintaining a closed breathing system is part of the ventilator care bundle, designed to reduce the incidence of VAP in the hospital.

**Clinical Value:**

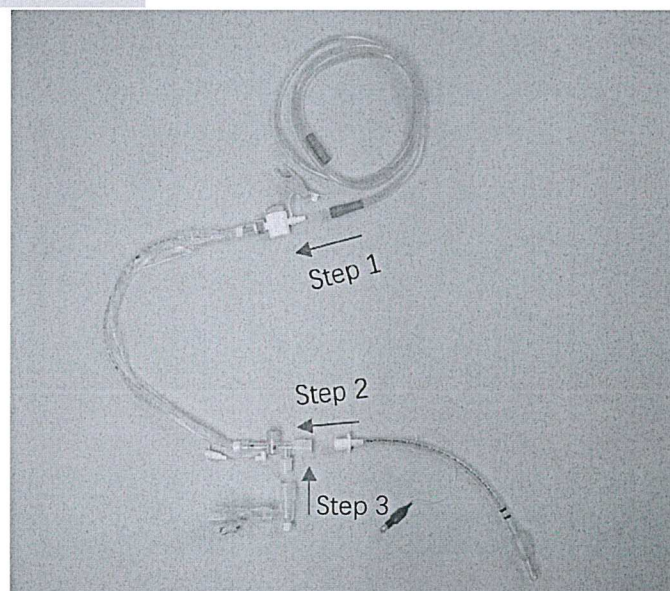
✓ Enable the clinicians to clear the lungs of secretions whilst maintaining ventilation and minimising contamination with the least possible disruption to the patient.

✓ Avoid occupational exposure.

**Operation process:**

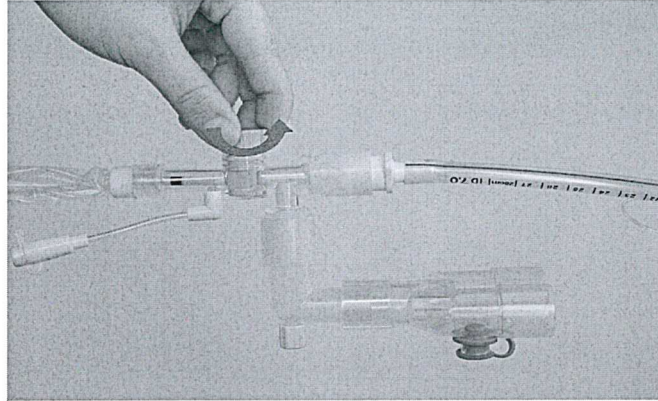
1. Select the appropriate specification according to the clinical requirements.
2. At the machine end, open the "bonnet" at the front end of the suction control valve and connect it to the suction joint(step 1). The patient-end connector is

P.d. 15.2 the breathing circuit respectively(step 3). (See Fig.A below)  
ir kvėpavimo kontūro

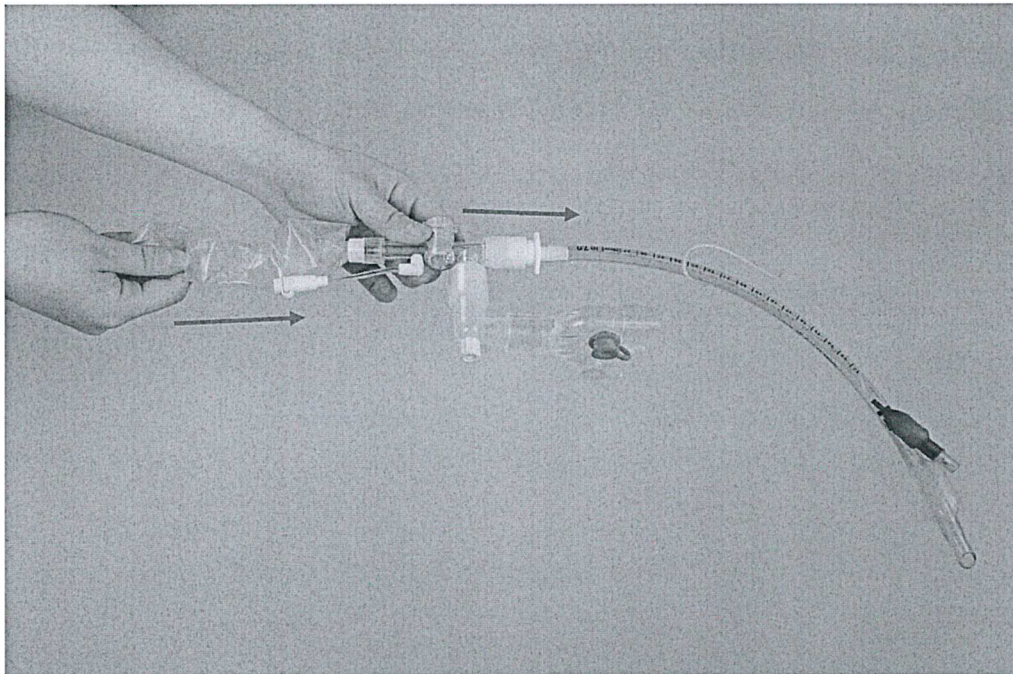




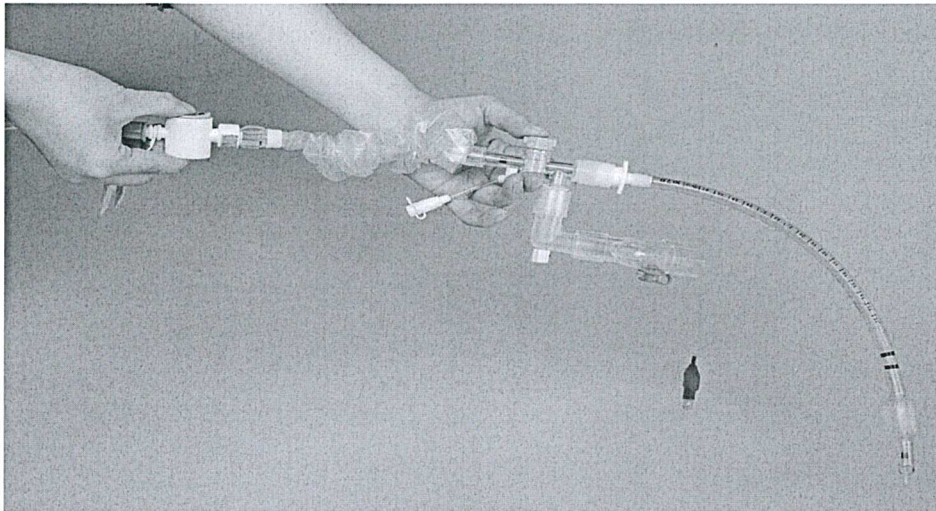
3. During the suctioning process, open the patient-end rotary switch. (See Fig.B below)



4. Then slowly put the suction tube into the endotracheal tube, and carefully observe the depth of the tube insertion until it reaches the correct position (the black ring for reference). (See Fig.C below)

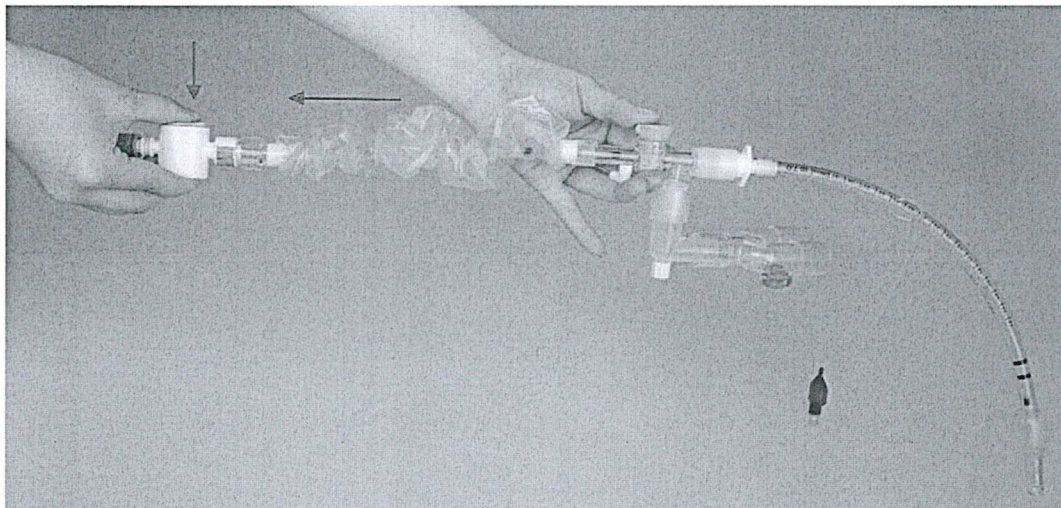


5. In the suctioning process, the suction control valve must be pressed to the end, do not press intermittently. It is recommended that sputum aspiration take no longer than 15 seconds. (See Fig.D below)



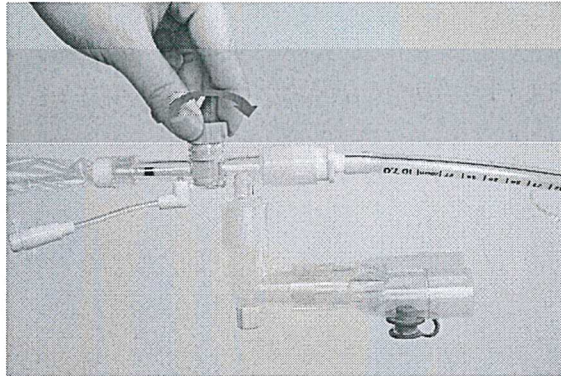
6. When the sputum aspiration operation is over, slowly pull out the suction tube until the protective sleeve is extended. (See Fig.E and Fig.F below)

Note: The end side hole of the suction tube cannot be pulled into the sleeve to prevent the ventilator gas from entering the sleeve and causing inflation or even rupture.

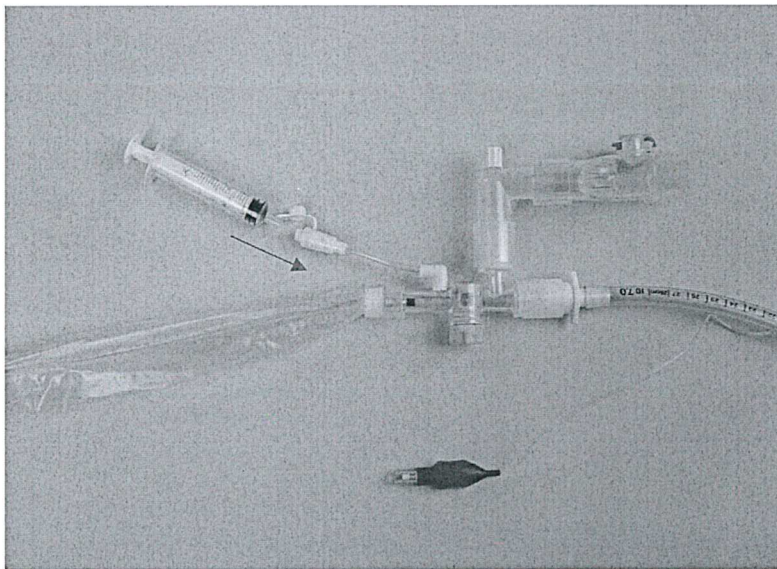




7. Turn off the patient-end rotary switch. (See Fig.G below)



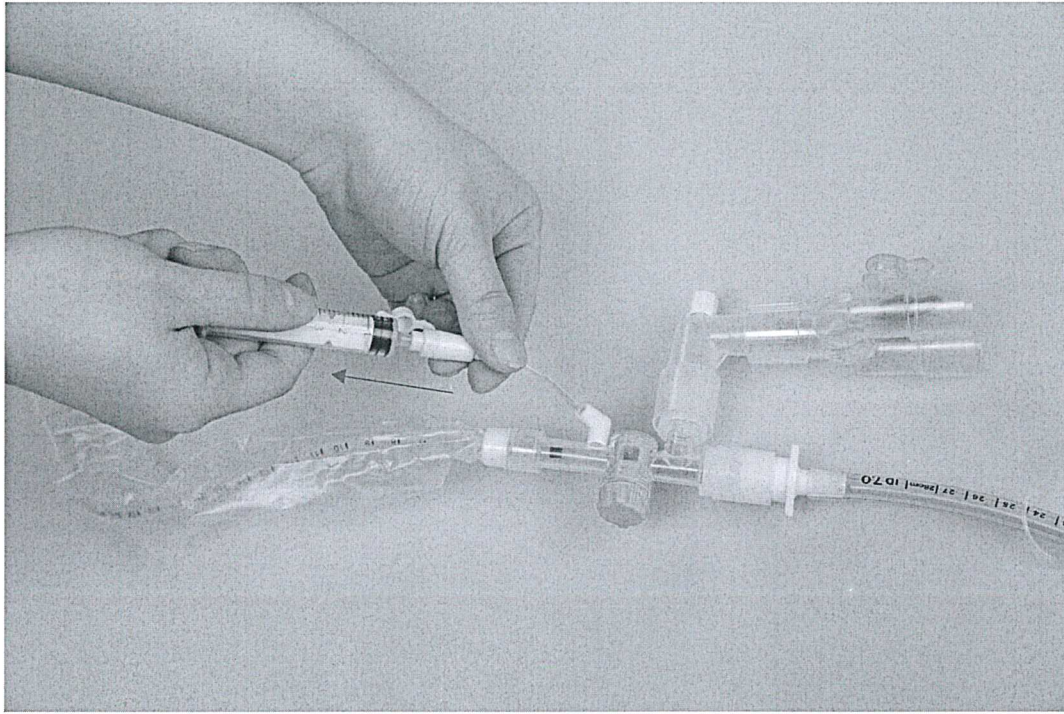
8. Irrigation: Open the irrigation port and insert a syringe or salt bottle filled with normal saline into the irrigation port. (See Fig.H below)



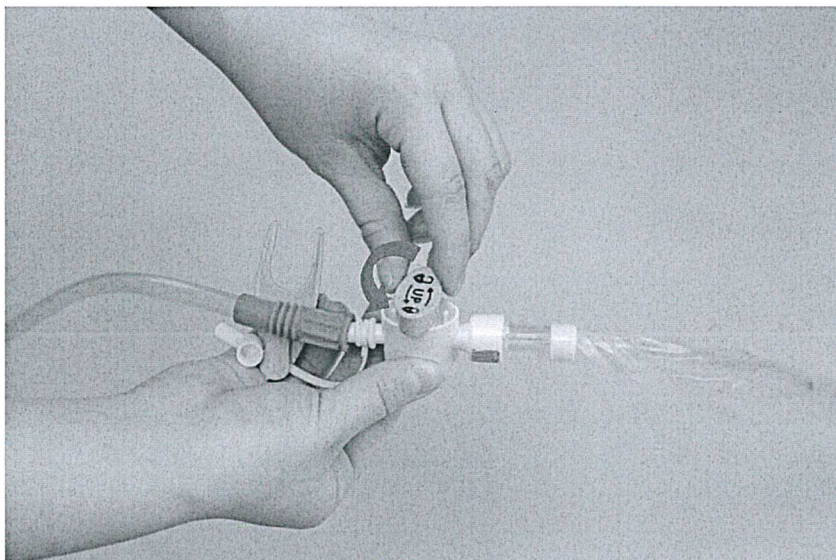
9. The recommended amount of water for each flushing is 15-20ml. Note:  
When irrigation, it should open the suction valve first, and then open the clip of saline bottle. (See Fig.I below)



10. After irrigation, close the clip of saline bottle or separate the syringe first.  
(See Fig.J below)

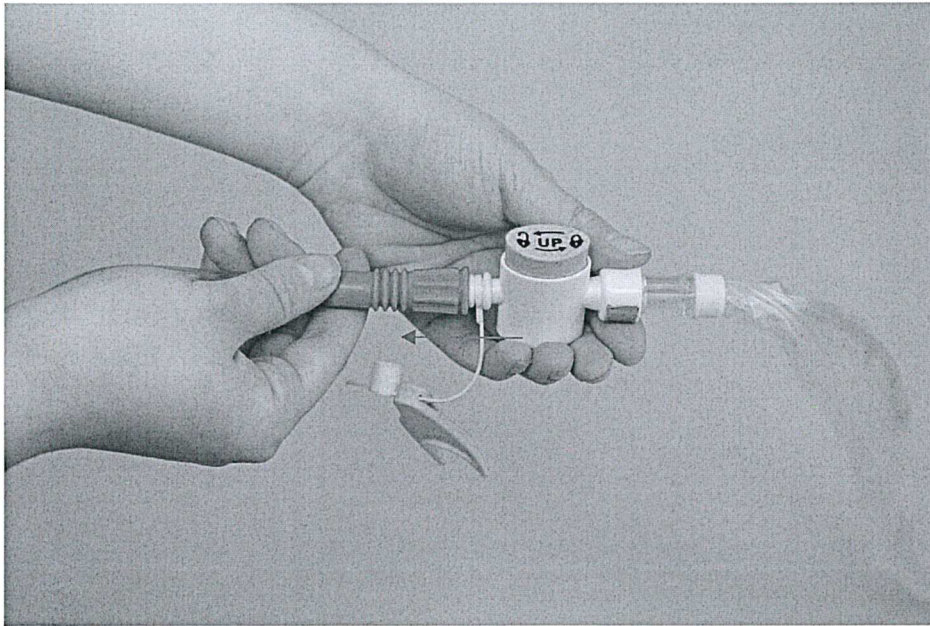


11. Then release the suction control valve, pull the suction valve up lightly and rotate it 180 degrees, then it can be self-locked. The positive locking mechanism is designed to prevent suction being accidentally applied. (See Fig.K below)



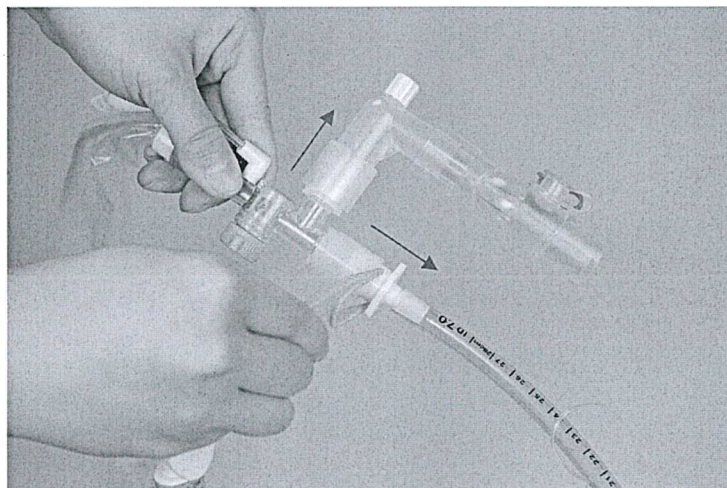


12. Finally, separate the machine end from the suction joint, then close the "bonnet". (See Fig.L below)



Note: When the closed suction catheter needs to be replaced, remove the breathing circuit and endotracheal tube with the disconnection ring respectively. It is recommended that sputum aspiration should be performed before and after the replacement of the closed suction catheter. (See Fig.M below)

Tuoren™ Closed Suction Catheter are available for 24 hour or 72 hour usage depending on clinical requirements.





**Henan tuoren medical device co., ltd**

To whom it may concern,

We, **Henan tuoren medical device co., ltd** located at **Tuoren Industrial Zone, Changyuan County, Henan Province, China** hereby confirm, that product closed suction catheter, 72 hours meets these requirements:

- sterile (symbol on the packaging); P.d. 15.11
- disposable (marked with a symbol);
- plastic four-way connector;
- a tube with connectors at the ends (for water with injection liquid);
- the tip of the suction catheter is atraumatic, rounded with side openings, clear; P.d. 15.4
- possibility to flush the suction catheter in a closed system without replacing it;
- suction catheter length 580 mm; P.d. 15.5
- the expiry date of the product is indicated on the packaging;
- suitable for use for at least 72 hours; P.d. 15.1
- with the intended place of opening the package;
- packed in 1 set. P.d. 15.11



**Henan tuoren medical device co., ltd**

Signature: *Lisha Lin*

Position : Sales Director

Date: 25<sup>th</sup> April. 2022

**Henan tuoren medical device co., ltd**

Visiems suinteresuotiems,

Mes, **Henan Tuoren Medical Device Co., Ltd**, įsikūrusi Tuoreno pramoninėje zonoje, Changyuan Apygarda, Henano provincija, Kinija patvirtina, kad gaminys **Uždara atiurbimo sistema, 72 val** atitinka šiuos reikalavimus:

- sterilus (simbolis ant pakuotės); P.d. 15.11
- vienkartiniai (pažymėti simboliu);
- plastikinė keturių krypčių jungtis;
- vamzdelis su jungtimis galuose (vandeniui su įpurškimo skysčiu);
- atsiurbimo kateterio galas atrauminis, suapvalintas su šoninėmis angomis, skaidrus; P.d. 15.4
- galimybė plauti siurbimo kateterį uždaroje sistemoje jo nekeičiant;
- siurbimo kateterio ilgis 580 mm; P.d. 15.5
- ant pakuotės nurodytas prekės galiojimo laikas;
- tinkamas naudoti ne trumpiau kaip 72 valandas; P.d. 15.1
- su numatyta pakuotės atidarymo vieta;
- supakuota po 1 komplektą P.d. 15.11



**Henan tuoren medical device co., ltd**

Parašas//

*Lisha Lin*

Pozicija: Pardavimų vadovas

Data: Balandžio 25d, 2022



## Medicininės taurelės medicine cup non-sterile P.d. 17

P.d. 17



### features

- made of BPA free polypropylene iš polipropileno ir be BPA
- transparent material of the cup allows observation of the administered medication
- capacity 30 ml graduotos
- precise, easy to read linear scale in 1 ml increments, numbered in 5 ml increments
- rounded rim of the cup increases comfort during contact with the patient's mouth
- improved cup holding function due to the stable top edge
- special ribbing reinforcing the construction of the cup and allowing easy capacity reading
- upper diameter: ~40 mm
- bottom diameter: ~27 mm
- height: ~42,5 mm
- available colours: transparent, yellow, blue, red, green
- manufacturer's name embossed on the cup
- latex-free
- phthalate-free
- single-use
- non-sterile
- shelf life: 5 years

P.d.17.1

P.d. 17.2

### indication

- disposable device intended for the administration of liquid or solid medicines

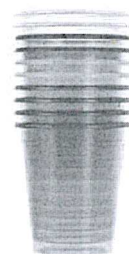
REF	capacity	colour	intermediate packaging
KDL-01	30ml	transparent	90 pcs
* KDL-02	30ml	yellow	90 pcs
* KDL-03	30ml	blue	90 pcs
* KDL-04	30ml	red	90 pcs
* KDL-05	30ml	green	90 pcs



bulk packaging:  
5 x 10 pcs



available  
on request



## medical waste container non-sterile



### features

- blow-moulded container made of high density polyethylene (HDPE), lid made of polypropylene (PP)
- lid equipped with a rosette insertion hole and two holes to separate blades from handles, needles from syringes, etc.
- dual-function lid for temporary or permanent closure of the container
- high resistance to mechanical deformation
- manufactured in red warning colour, other colours (yellow, blue) available on request
- supplied with a BML-type label, injected during blowing, with an international warning sign and place for easily writing the waste data, even with a pen
- resistant to UV radiation, formalin and ethyl alcohol
- it is approved by the National Institute of Public Health
- according to the requirements of the standards: ASTM F2132-01 (puncture resistance) and EN ISO 175 (resistance to immersion in liquid chemicals)
- latex-free, phthalate-free
- single-use
- non-sterile

### indication

- intended for the collection of solid, hazardous medical waste such as needles, intravenous cannulas, syringes, disposable gloves, etc.
- the container enables the safe storage, transport and disposal of medical waste, ensuring safety in terms of hygiene and sanitary standards, as well as mechanical safety to prevent unwanted events such as punctures and cuts when medical staff dispose of sharp waste.

REF	capacity	colour	bottom diameter	upper diameter	height
POM-00700R	0,7L	red	93 mm	109 mm	97 mm
POM-00700Y	0,7L	yellow	93 mm	109 mm	97 mm
POM-00700B	0,7L	blue	93 mm	109 mm	97 mm
POM-01000R	1L	red	92,5 mm	109 mm	140 mm
POM-01000Y	1L	yellow	92,5 mm	109 mm	140 mm
POM-01000B	1L	blue	92,5 mm	109 mm	140 mm
POM-02000R	2L	red	95 mm	109 mm	246 mm
POM-02000Y	2L	yellow	95 mm	109 mm	246 mm
POM-02000B	2L	blue	95 mm	109 mm	246 mm



bulk packaging:  
20 pcs

